

Soyez apprentiz <So ys emprentid>


Laborde, f. 51v-52r

(Frye/Bedingham)


Superius

Tenor


Contra




Musical score for Superius, Tenor, and Contra voices. The score begins with a large bracket on the left side, indicating the start of the piece. Each staff (Superius, Tenor, and Contra) starts with a diamond symbol, followed by a series of notes and rests.



Musical score for Superius, Tenor, and Contra voices. The score continues with a large bracket on the left side. Each staff (Superius, Tenor, and Contra) starts with a diamond symbol, followed by a series of notes and rests.



Musical score for Superius, Tenor, and Contra voices. The score continues with a large bracket on the left side. Each staff (Superius, Tenor, and Contra) starts with a diamond symbol, followed by a series of notes and rests.



Musical score for Superius, Tenor, and Contra voices. The score continues with a large bracket on the left side. Each staff (Superius, Tenor, and Contra) starts with a diamond symbol, followed by a series of notes and rests.

The first system of musical notation consists of three staves. The top staff features a series of diamond-shaped notes, some with stems, and a double bar line. The middle staff continues the sequence of diamond-shaped notes. The bottom staff includes diamond-shaped notes, some with stems, and a double bar line.

The second system of musical notation consists of three staves. The top staff features diamond-shaped notes, some with stems, and a double bar line. The middle staff continues the sequence of diamond-shaped notes. The bottom staff includes diamond-shaped notes, some with stems, and a double bar line.

The third system of musical notation consists of three staves. The top staff features diamond-shaped notes, some with stems, and a double bar line. The middle staff continues the sequence of diamond-shaped notes. The bottom staff includes diamond-shaped notes, some with stems, and a double bar line.

The fourth system of musical notation consists of three staves. The top staff features diamond-shaped notes, some with stems, and a double bar line. The middle staff continues the sequence of diamond-shaped notes. The bottom staff includes diamond-shaped notes, some with stems, and a double bar line.

The first system of musical notation consists of three staves. The top staff begins with a treble clef and contains diamond-shaped notes, some with stems, and a few rectangular symbols. The middle staff begins with a treble clef and contains diamond-shaped notes, some with stems, and a few rectangular symbols. The bottom staff begins with a treble clef and contains diamond-shaped notes, some with stems, and a few rectangular symbols.

The second system of musical notation consists of three staves. The top staff begins with a treble clef and contains diamond-shaped notes, some with stems, and a few rectangular symbols. The middle staff begins with a treble clef and contains diamond-shaped notes, some with stems, and a few rectangular symbols. The bottom staff begins with a treble clef and contains diamond-shaped notes, some with stems, and a few rectangular symbols.

The third system of musical notation consists of three staves. The top staff begins with a treble clef and contains diamond-shaped notes, some with stems, and a few rectangular symbols. The middle staff begins with a treble clef and contains diamond-shaped notes, some with stems, and a few rectangular symbols. The bottom staff begins with a treble clef and contains diamond-shaped notes, some with stems, and a few rectangular symbols.

The fourth system of musical notation consists of three staves. The top staff begins with a treble clef and contains diamond-shaped notes, some with stems, and a few rectangular symbols. The middle staff begins with a treble clef and contains diamond-shaped notes, some with stems, and a few rectangular symbols. The bottom staff begins with a treble clef and contains diamond-shaped notes, some with stems, and a few rectangular symbols.

The first system of musical notation consists of three staves. The top staff begins with a treble clef and contains a series of diamond-shaped notes, followed by a double bar line and a repeat sign. The middle staff begins with an alto clef and contains a series of diamond-shaped notes. The bottom staff begins with a bass clef and contains a series of diamond-shaped notes, followed by a double bar line and a repeat sign.

The second system of musical notation consists of three staves. The top staff begins with a treble clef and contains a series of diamond-shaped notes, followed by a double bar line and a repeat sign. The middle staff begins with an alto clef and contains a series of diamond-shaped notes. The bottom staff begins with a bass clef and contains a series of diamond-shaped notes.

The third system of musical notation consists of three staves. The top staff begins with a treble clef and contains a series of diamond-shaped notes, followed by a double bar line and a repeat sign. The middle staff begins with an alto clef and contains a series of diamond-shaped notes. The bottom staff begins with a bass clef and contains a series of diamond-shaped notes, followed by a double bar line and a repeat sign.

The fourth system of musical notation consists of three staves. The top staff begins with a treble clef and contains a series of diamond-shaped notes, followed by a double bar line and a repeat sign. The middle staff begins with an alto clef and contains a series of diamond-shaped notes. The bottom staff begins with a bass clef and contains a series of diamond-shaped notes.

The image shows three staves of musical notation. A large black brace is positioned on the left side, spanning all three staves. Each staff contains a series of diamond-shaped notes (semibreves) with vertical stems. The notes are placed on various lines and spaces of the staves. The top staff has a note marked with an 'x' above it. The middle staff has a note marked with an 'x' above it. The bottom staff has a note marked with an 'x' above it. The notation is in a simple, minimalist style.